

SAFETY
LEVEL

AESTHETICS

COSTING

Swing Turnstile

Swing turnstile stands out for its exquisite design and striking beauty, making it the most attractive feature at first glance. It offers optional sensors, as well as plexiglass or steel arms.

The cabinet, with a 230mm width, allows easy installation of any RFID card reader or barcode scanner directly on the gate. Additionally, a single unit can support a 900mm arm, accommodating wide passageways and ensuring accessibility for wheelchair users or pedestrians with large luggage.

Features

- One-way or two-way operation
- Compatible with all access control systems
- Passage width extendable up to 900mm
- Optional sensor integration
- Smooth, low-noise operation
- LED indicators (blue, green, red) show pass status
- IP65 waterproof rating – suitable for indoor and outdoor use
- Emergency release – arms open automatically for fire safety
- Easy installation and maintenance

Customized Service

- Customizable color to match installation environment
- Flexible dimensions to meet specific requirements
- Logo branding available
- Optional arm materials: plexiglass or stainless steel, with selectable width



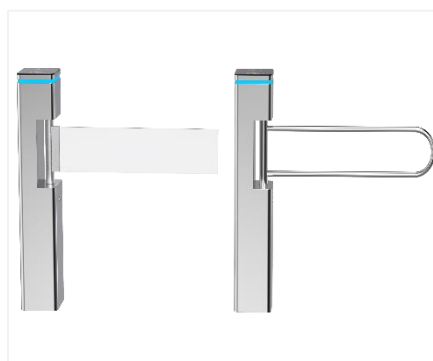
Custom Logo




Infrared Sensors (Optional)



Hidden Cover Opening Design



Plexiglass/Steel Arm (Optional)



Wide Lane



Anti-pinch Function



LED Indicator



Custom Color



Safety Requirements Arm
Opens Automatically

Access Control System

Seamlessly integrates with any third-party access control system.



Card Solution (Optional)



QR/Barcode Solution (Optional)



Biometric Solution (Optional)



Remote Control



Touchless Button



Card



QR Code




Fingerprint



Face



Palm Vein

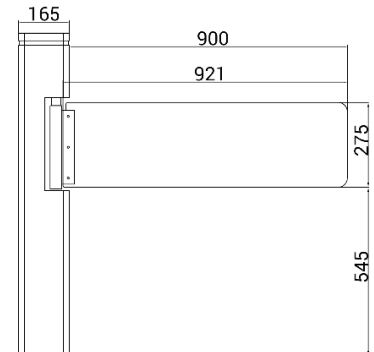


Swing turnstile for secure and efficient supermarket exits

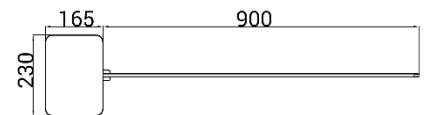
Specifications	
Type	Swing Turnstile
Framework Material	Stainless Steel + Tempered glass
Arm material	Stainless steel or plexiglass
Dimension	230* 165 * 1050mm
Net Weight	25kg/pcs
Passage Width	≤900mm
Passing Direction	Single directional / Bi-directional
MCBF	10 million
Power Supply	AC220V/110V, 50/60Hz
Operation Voltage	24V DC
Power Consumption	40W
Operation Temperature	-20 °C - 75 °C
Operation Humidity	0 ~ 95% (No freeze)
Waterproof Level	IP65
Working Environment	Indoor / Outdoor waterproof
Flow Rate	40 people per minute
LED Indicator	Unique blue, green and red LED strip
Infrared Sensor	2 pairs (optional) up or down
Emergency	Automatic arm open when power off
Communication	Dry contact, Relay signal, RS485
Flexibility	Integrate with any access control

Dimensions

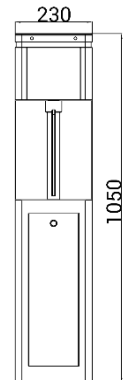
Front View



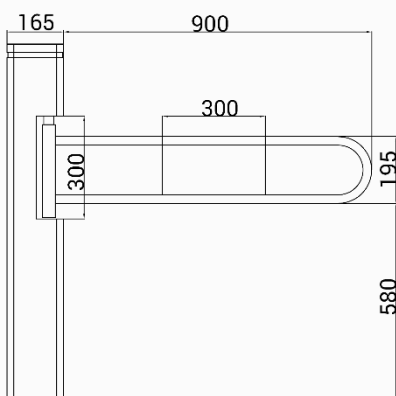
Top View



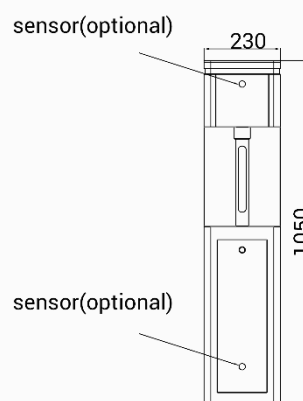
Side View



Front View



Side View



Top View

